



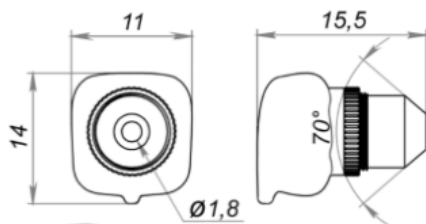
SIT-CAM-MC 205 ANC/ANE SIT-CAM-MC 205 HDC/HDE SIT-CAM-MC 205 FDC/FDE

Model	SIT-CAM-MC 205 ANC/ANE	SIT-CAM-MC 205 HDC/HDE	SIT-CAM-MC 205 FDC/FDE
Video format	PAL	PAL	PAL
Number of pixels	960x576 CVBS	1280x720 AHD 1.0	1920x1080 AHD 2.0
Matrix	1/4" COLOR COMOS	1/4.2" COLOR COMOS	1/4.2" COLOR COMOS
Lens	Pinhole M7	Pinhole M7	Pinhole M7
Cable length	0.8 m (black, white, gray)		
Operating temperature	-10 to 60 Degree C		
Feeding	Camera input: DC 3.3V (0.26W) DC-DC converter 12V (0.30W)	Camera input: DC 3.3V (0.27W) DC-DC converter 12V (0.32W)	Camera input: DC 3.3V (0.28W) DC-DC converter 12V (0.32W)

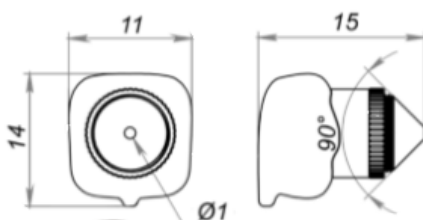
SIT-CAM-MC 205 ANE/HDE/FDE



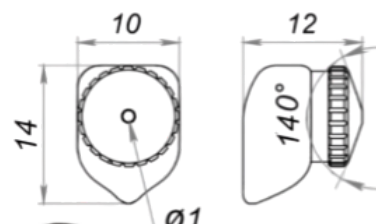
PARAMETERS:
Lens cone - f2.8
Viewing angle 60°



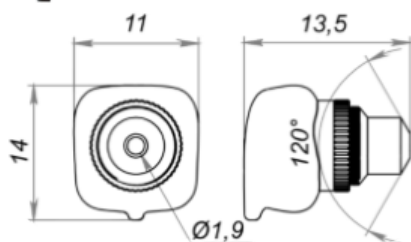
PARAMETERS:
Lens cone - f3.5
Viewing angle 50°



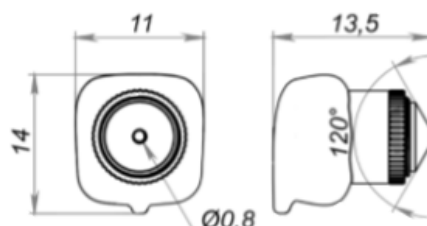
PARAMETERS:
Lens cone - f3.9
Viewing angle 50°



PARAMETERS:
Lens cone - f2.1
Viewing angle 85°



PARAMETERS:
Lens cone - f3.0
Viewing angle 75°



PARAMETERS:
Lens cone - f3.7
Viewing angle 60°

